

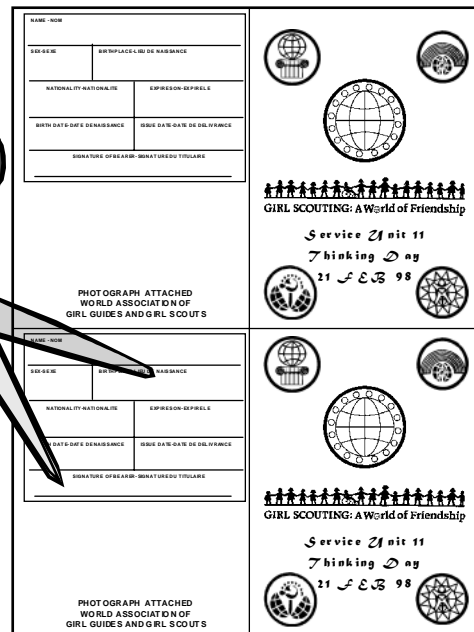
# The Passport

Photocopy one cover and 4 pages front & back per two scouts.  
 Cut in half, glue school photo on inside of cover, and fill in data.  
 Add Troop Number to Cover.  
 Best if Cover is protected by plastic sheet.  
 You can use color stock paper for cover for best appearance.

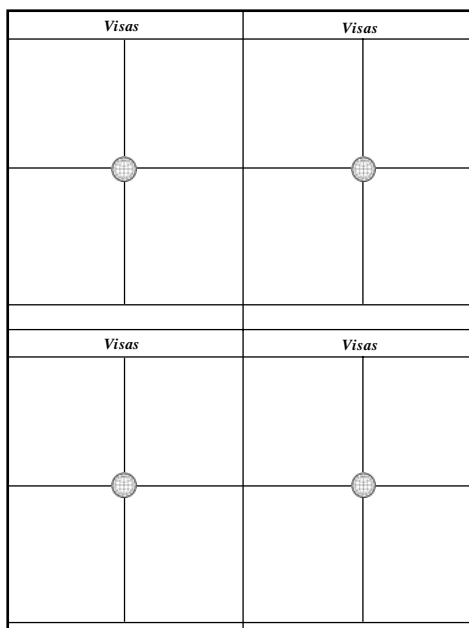
## Cover Front



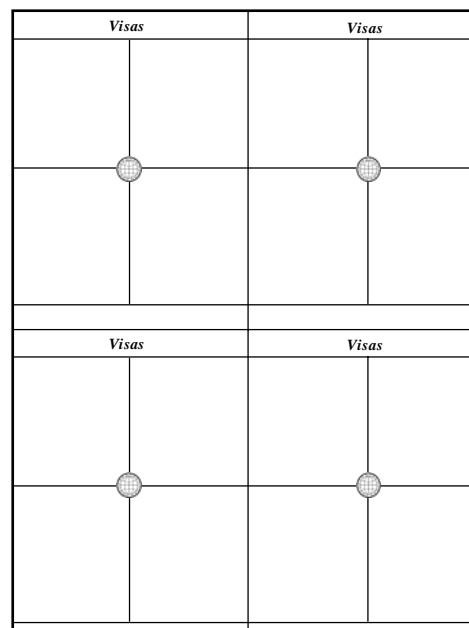
## Cover Back



## Page Front




## Page Back





**GIRL SCOUTS**

**PASSPORT**




*World Association of  
Girl Guides and  
Girl Scouts*



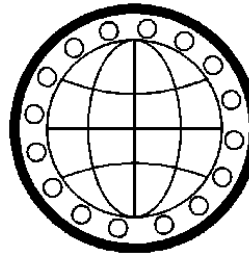
**GIRL SCOUTS**

**PASSPORT**



*World Association of  
Girl Guides and  
Girl Scouts*

NAME - NOM	
SEX-SEXE	BIRTHPLACE-LIEU DE NAISSANCE
NATIONALITY-NATIONALITE	EXPIRES ON-EXPIRE LE
BIRTH DATE -DATE DE NAISSANCE	ISSUE DATE -DATE DE DELIVRANCE
SIGNATURE OF BEARER-SIGNATURE DU TITULAIRE	

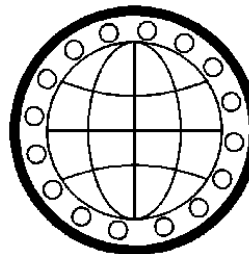


**GIRL SCOUTING: A World of Friendship**

PHOTOGRAPH ATTACHED  
WORLD ASSOCIATION OF  
GIRL GUIDES AND GIRL SCOUTS



NAME - NOM	
SEX-SEXE	BIRTHPLACE-LIEU DE NAISSANCE
NATIONALITY-NATIONALITE	EXPIRES ON-EXPIRE LE
BIRTH DATE -DATE DE NAISSANCE	ISSUE DATE -DATE DE DELIVRANCE
SIGNATURE OF BEARER-SIGNATURE DU TITULAIRE	



**GIRL SCOUTING: A World of Friendship**

PHOTOGRAPH ATTACHED  
WORLD ASSOCIATION OF  
GIRL GUIDES AND GIRL SCOUTS



*Visas*

*Visas*



*Visas*

*Visas*



*Visas*

*Visas*



*Visas*

*Visas*

