



# My First Year 🍀 Junior

A complete guide for your first  
year of leading a Girl Scout troop

# Checklist for New Troop Leaders

## Guide to Starting a New Girl Scout Troop

### Week 1

- ☐ [Register](#) as a Girl Scout troop leader.
- ☐ Complete a **background check**. You will receive email invite from theadvocates@sterlingvolunteers.
- ☐ Meet your community manager and **set up your troop profile**.
- ☐ Find a second leader and invite girls to join your troop.
- ☐ [Join the New Leader](#) Welcome Webinar and register for required training: Volunteer Essentials and Troop Essentials.
- ☐ Decide where your troop will meet.

### Week 2

- ☐ Complete new leader training (complete within first 60 days).
- ☐ Discover the ins and outs of the Volunteer Toolkit (VTK) in [MyGS](#).
- ☐ Open your troop account and submit the [ACH form](#) to GSSEF.
- ☐ Meet with your second leader and plan a parent meeting.
- ☐ Secure meeting location.
- ☐ Find your troop roster in VTK or [login into MyGS](#). Email or call all new troop parents to introduce yourself.
- ☐ Hold the parent meeting (don't forget to use your [parent meeting agenda](#).)

### Week 3

- ☐ Complete your bank account set up and make your first deposit.
- ☐ Plan and hold your first troop meeting with the girls. Use this guide and the Volunteer Toolkit.

### Week 4

- ☐ Attend a leader meeting (with your service unit and community manager).
- ☐ Reach out to get help planning your year in Girl Scouts! Email [volunteer@gssef.org](mailto:volunteer@gssef.org).
- ☐ Find out about the GSSEF Product Sale Programs: Cookies and Fall Nuts, Candy and Magazines.



# Table of Contents

On average, troop leaders spend 6-12 hours per month (+ 8 during cookie season) volunteering. We want to help you enjoy as much of that time as possible!  
This guide helps take the guesswork out of leading a troop.

Checklist for New Troop Leaders.....	2
Welcome to Girl Scouts.....	4
Setting Up Your Troop .....	5
Training.....	6
What's The Girl Scout Program?.....	7-8
A New Leader's Support System.....	9
Troop Leaders — Leading Together.....	10
Working with Parents/Caregivers.....	11-12
Troop Structure.....	13
Pin and Badge Placement for Junior Uniforms.....	14
Girl Scout Troop Finances.....	15
Cost of Girl Scouts.....	16
Girl Scout Traditions.....	17
Keeping Girls Safe and First Aid Kits.....	17
The Volunteer Toolkit: Your Digital Troop Assistant.....	19
Troop Communication.....	20
Product Sale Program.....	21
Your Year in Girl Scouts.....	22-23
Girl Scout Camping.....	24
Highest Awards.....	24
How Many Volunteers Do You Need?.....	25
Let's Go! Your First Junior Troop Meeting.....	26
Working with Brownies.....	27
Meeting as a Troop.....	28
Your Junior Year-at-a-Glance.....	29
Junior Badge Blueprints.....	30-33
Impact Report.....	34-35
Links.....	36-38

# Welcome to Girl Scouts!

## Our Mission

Girl Scouting builds girls of courage, confidence, and character, who make the world a better place.

## Girl Scout Promise

On my honor, I will try:

To serve God\* and my country,  
To help people at all times,  
And to live by the Girl Scout Law.

## Girl Scout Law

I will do my best to be  
honest and fair,  
friendly and helpful,  
considerate and caring,  
courageous and strong, and  
responsible for what I say and do,  
and to  
respect myself and others,  
respect authority,  
use resources wisely,  
make the world a better place,  
and  
be a sister to every Girl Scout.


“My time as a Girl Scout is among my favorite childhood memories.

The opportunities to learn new skills and have amazing adventures are things I am grateful for and have helped shape the person I am today.

I'm excited to welcome you and invite you to share this journey with your Girl Scout.”

*Lisa Johnson, CEO  
Girl Scouts of Southeast Florida*

# Thank you!



## Troop Leaders

**Help** girls reach their potential as creative, courageous leaders

**Create** a space where girls try new things without worrying about failing

**Teach** lessons girls will use for decades to come

**Try** new things along with their girls

**Develop** leaders' own organizational and leadership skills

**Join** a global community of sisterhood

*\*Members may substitute for the word God in accordance with their own spiritual beliefs.*

# Setting Up Your Troop

New leaders often spend the first few weeks getting started and setting up their troop. Your community manager can help you to set up this information in the membership system. Be sure to use your **CHECKLIST** at the beginning of this guide!



## The number of girls to expect in your troop

As a new troop, you can expect to have 10-12 girls. Research has found this is the ‘sweet spot’ – small enough to encourage individual development and large enough to provide an interactive and cooperative learning environment. If your troop doesn’t have enough girls assigned or you would like a larger group, GSSEF is here to help you.

## Looking to grow your troop more?

As a troop leader, you can make sure your troop is available in the opportunity catalog for new members to register at will, and you can also share a direct link for new families to register directly in your troop through your MYGS account. Adults and girls alike can join your troop this way. If you would like help growing your troop, contact your community manager at any time throughout the year.

## Meeting Location and Times

Remember, set meeting times that work with your schedule. You will need to choose a location for regular meetings – a local park, library, school, private homes – the troop can meet anywhere that follows the Girl Scouts safety guidelines. You will also need to decide what day of the week and how often the troop will meet. Most of our troops meet twice a month. So, think about what day, which weeks of the month and the time-frame (1, 1 1/2 or 2 hours) – right after school, weekday evening, or weekend.

## Troop Interests/Goals/Personality

Also, think about what your troop will want to accomplish this year. What are some goals? Will the troop focus on one theme for the year? We want to know what type of activities you will plan to do throughout your first year. Every troop has a unique ‘personality.’ Let us know anything that is special about your troop. Will the girls speak a different language? Include girls with disabilities or learning differences? Do all the girls enjoy a specific sport or activity?

## Building an Inclusive Troop

Establishing an inclusive environment that welcomes every girl, fosters a sense of belonging and provides a safe space for everyone should be a top priority. Girls have a better experience when they are warmly welcomed into a troop. Access gsLearn in your myGS account for a great module about leading an inclusive troop.

# Training

You'll find many helpful and interesting training courses offered in **gsLearn** located in your MYGS account.

New leaders are required to complete **Volunteer Essentials and Troop Essentials** in the first 60 days of troop formation.

Each troop must have two non-related registered and background check-eligible leaders. In addition, the troop needs a minimum of one First Aid/CPR trained adult. More are always better. And, once your troop is ready for an outdoor overnight or camping trip, you will need to have an adult complete **troop camp training (TCT)**.



Visit [www.gssef.org](http://www.gssef.org) regularly to view the most current event and training listings.

# What's The Girl Scout Program?

At Girl Scouts, girls have tons of fun, make new friends, and go on fantastic new adventures. Our programs center on something called the Girl Scout Leadership Experience—a collection of activities and experiences girls have as they complete journeys, earn badges, sell cookies, go on exciting trips, explore the outdoors and, do Take Action projects that make a difference.

**In Girl Scouts, girls will:**

## Discover

Find out who they are, what they care about, and what their talents are.

## Connect

Collaborate with other people, locally and globally, to make a difference in the world.

## Take Action

Do something to make the world a better place.

## Journeys

*Grade level specific themed activities.*



Identify a problem, come up with a creative solution, create a team plan to make the solution a reality, put a plan into action, and talk about what they have learned. As girls go on Journeys, they'll earn awards to put on their uniforms. The Volunteer Toolkit and Journey books are your resources for the requirements to earning awards.

## Badges

*What have your girls always wanted to do?*



Make their own movie, go geocaching, plant a garden? Great news! They can learn to do all these things and more while earning Girl Scout badges. Badges are worn on the front of the vest or sash. The Volunteer Toolkit and Girl's Guide to Girl Scouting are your resources for the requirements to earning badges.

## Highest Awards



**Bronze. Silver. Gold.**  
*These represent the highest honors a Girl Scout can earn.*

All three awards give girls the chance to do big things while working on an issue they care about. Whether they want to plant a community garden and inspire others to eat healthy for their Bronze, advocate for animal rights for Silver, or build a career network that encourages girls to become scientists and engineers for their Gold, they'll inspire others (and you!).

## Patches

Think of patches like collecting memories in Girl Scouts. They're often a part of the fun activities you can do in Girl Scouts without the requirements of badges. Patches are always worn on the back of the vest or sash.



## Girl Scout Levels



### **Daisy • Grades K-1**

Daisies sparkle with that “first time ever” newness in everything they do. They go on field trips, learn about nature and science and explore the arts and their communities— and so much more. Girl Scout Daisies can also earn Learning Petals and patches.



### **Brownie • Grades 2-3**

Brownies work together, earn badges, and explore their community. Friendship, fun, and age-appropriate activities begin at the Girl Scout Brownie meeting and move out to the community and wider world. While earning badges, they build skills, learn hobbies, and have fun!



### **Junior • Grades 4-5**

Juniors are big-idea thinkers. They’re explorers at camp and product designers when they earn their Innovation and Storytelling badges, or even their Bronze Award. Every day, they wake up ready to play a new role.



### **Cadette • Grades 6-8**

Cadettes chart their own course and let their curiosity and imagination lead the way. They learn about the power of being a good friend, gain confidence mentoring younger girls, and can earn the Silver Award.



### **Senior • Grades 9-10**

Seniors are ready to take the world by storm, and Girl Scouts gives them millions of ways to do it. Their experiences help to shape their world, while giving them a safe space to be themselves and explore their interests. Girl Scout Seniors can earn their Gold Award (which, by the way, adds something “extra” to college applications).



### **Ambassador • Grades 11-12**

Ambassadors know that small acts create big change. While they get ready for life beyond high school, Girl Scouts helps them take flight. They may also earn the Gold Award (which, by the way, adds something “extra” to college applications).

## The Girl Scout Uniform

Uniforms are an important part of the Girl Scout experience, connecting girls to Girl Scout traditions, displaying their accomplishments, and creating memories to last a lifetime. Girls want to look and feel their best when representing Girl Scouts. And now they can, with uniform options that are in step with today’s trends and active lifestyles. Girl Scouts at each level now wear one required element (tunic, sash, or vest) to display official pins and awards. Girls can mix and match pieces from the official Girl Scout collection to complete the uniform. Troop leaders may opt to collect money from parents and purchase sashes, vests, and insignia from the GSSEF Retail Store, or ask parents to purchase items on their own. Financial assistance for uniform components is available for girls that qualify.

**Visit one of our two GSSEF Retail Store locations to purchase uniforms, starter kits, and more. Our staff are here to help. Or shop online 24/7 by visiting our website at [www.gssef.org](http://www.gssef.org).**

## Organization Structure

### **Girl Scouts of the USA (GSUSA)**

A national organization supporting the work of 111 councils across the U.S., Puerto Rico, and overseas for more than 110 years. Headquartered in New York, New York.

### **Girl Scouts of Southeast Florida (GSSEF)**

Independent 501(c)3 non-profit chartered by GSUSA operating under the direction of a local board of directors and overseeing all service units and troops (Broward, Palm Beach, Martin, St. Lucie, Indian River and Okeechobee counties).

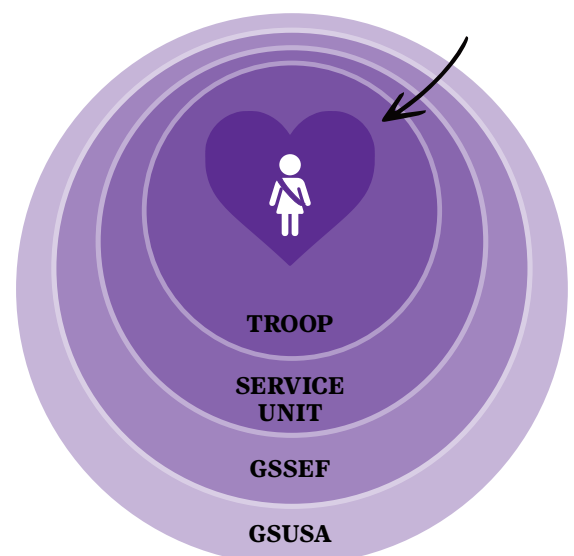
### **Service Unit**

Comprised of volunteers who support the work of troop volunteers within a given geographic area grouped by zip codes.

### **Troops**

Volunteer-led groups of girls who participate in the Girl Scout Leadership Experience.

Girls are the heart of our organization!



# A New Leader's Support System

## Your Support System

Girl Scouts is all about sisterhood. As a leader, you are not alone. Troop leaders and parents make up the team. Get to know them and allow them to help.

## Your Service Unit

What is a service unit? It is a geographically defined area that consists of Girl Scout troops that are in the same community or group of zip codes. These troops are supported by a volunteer service unit team.

Service unit teams consist of experienced Girl Scout volunteers who are there to support one another through the Girl Scout year. The team includes a manager, recruiter, product coordinator, and more. These volunteers work together to support you by providing activities and event opportunities in your area throughout the year. And, they hold monthly meetings for leaders.



## Service Unit Meetings

These meetings are usually held monthly and can be in person or virtual.

- Meet and network with fellow volunteers
- Learn about upcoming programs, events and trainings, etc
- Share resources and materials

**Your Community Manager can get you connected to the volunteers in your service unit.**

## Your GSSEF Council Staff

We are here for you. Members of our team will be reaching out to you throughout your first year as a troop leader. If you have a private matter, a conflict to discuss, issues with registration or any other needs, GSSEF can help. Contact us at [customercare@gssef.org](mailto:customercare@gssef.org).



## Connect with Us!



[gssef.org](https://gssef.org)



@GSSEF



@gssefcouncil



@GSSEF

# Troop Leaders – Leading Together

Each troop needs two unrelated adults who are Girl Scout members and have completed a background check to be able to meet. A friend, neighbor, co-worker, or another parent are all great people to lead a troop with. If you need assistance recruiting a leader, talk to your community manager.

Before meeting with parents or the girls, you will want to get together and make some decisions about your troop.

- Meeting logistics: When, where, how frequently and how long will the troop meet?
- The troop: Will the troop have girls in one grade or many?
- What kind of help will the troop need from parents?
- How will you handle your own girl during troop activities?
- What type of communication will you use with the troop families?
- Troop finances: Will you have regular troop dues, a troop start-up fee? Who will be on the troop bank account?
- What would you like the troop uniform components to include? Will the leaders purchase for everyone with troop funds or will parents need to get this on their own?
- Plan out the parent/caregiver meeting (Once you have your parent/caregiver meeting you will include them in these decisions).



For more information, contact us at [customercare@gssef.org](mailto:customercare@gssef.org).

# Working with Parents/Caregivers

Unlike many other activities, a Girl Scout troop needs parent and caregiver support to thrive!

## Parent/Caregiver Meeting Agenda

- Welcome and introductions to one another and to the Girl Scouts. Ask about each girl and get to know her a little.
- Share how important each family will be to the troop.
- Make sure all troop parents share their contact information for easy communication!
- Discuss meeting location, day and times, uniforms and troop dues (you may want to collect at the meeting).
- Set expectations for communication and response times and how parents can get involved to help the troop.
- Have parents complete health history forms.
- Discuss the types of activities the troop will participate in this year (regular meetings, field trips, events, camping trips and the product sales).
- Permission forms will be needed for each activity.
- Answer any questions the parents may have.



## Helpful Tips!

- Don't try to do this alone! Ask parents directly to help with the troop – list out specific needs.
- Invite a member of your service unit team to attend if you need help with this meeting.
- Have a Get to Know my Girl info sheet so that parents can share helpful info for working with their girl.
- If girls will attend this meeting, have a craft or simple activity to keep them engaged.

**Parents and other family members can take an active role in supporting your Troop's experience. Use this chart to engage parents at your parent meeting.**

The list below explains a number of roles your troop can use throughout the year.

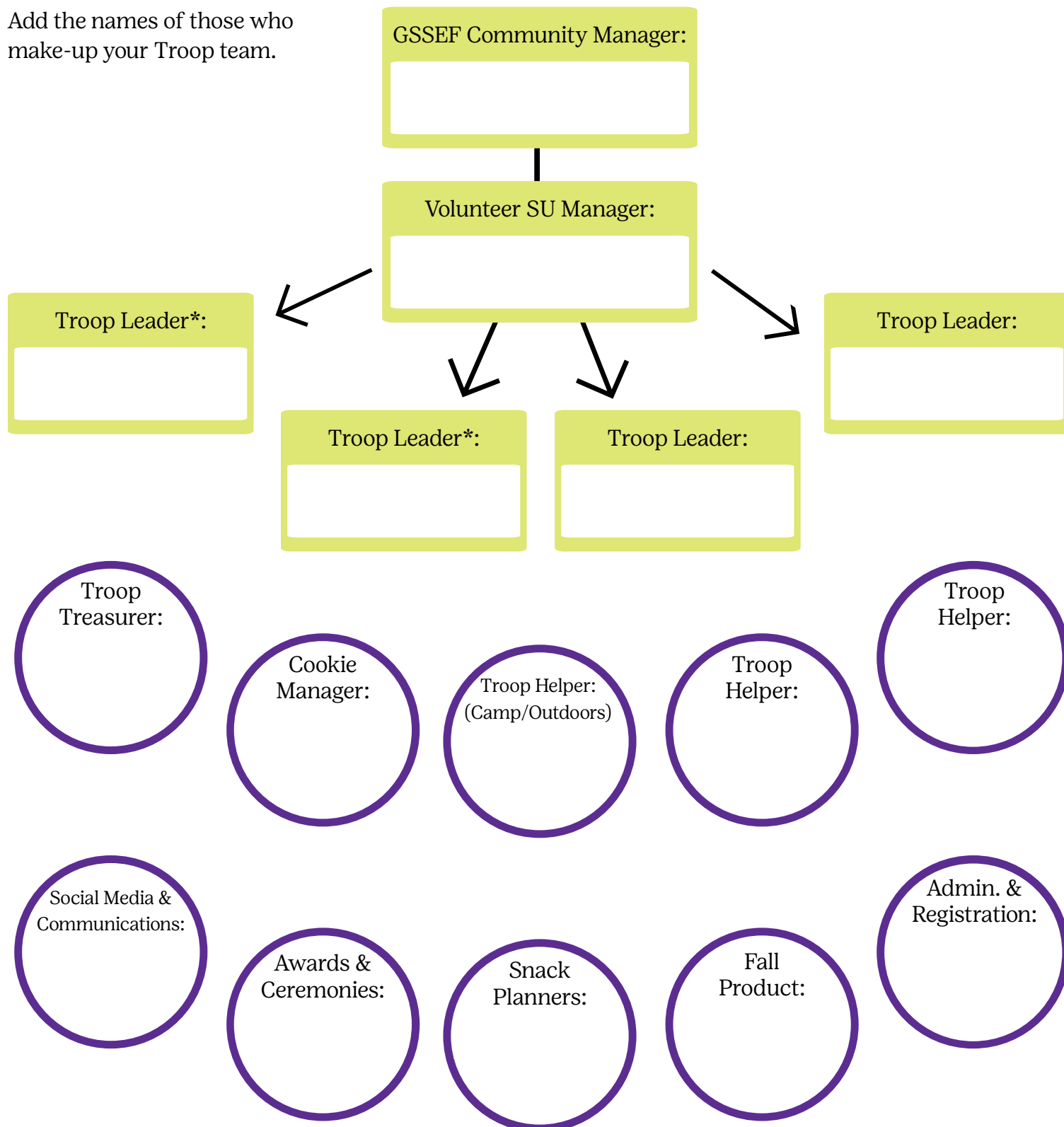
Leaders	Help Needed	Description
	Troop Leaders	Partners to provide regular support for all troop activities. Must be a registered member. Background check and training required. Select "Troop Leader" when registering.

Troop Helpers	Help Needed	Description
	Troop Treasurer	Help leaders with all money matters, budgets, deposits, etc. Membership and background check required.
	Camping Adult ( <b>Troop Camp Trained-TCT</b> )	Coordinate and attend troop campouts. Membership, background check and training required.
	CPR/First Aider	Attend outings outside regular meeting place. Membership, background check and certified training required.
	Troop Cookie & Fall Product Manager(s)	Promote and run Product Programs (Cookie Program and Fall Product Program) for troop members. Membership, background check and training required.
	Supplies or Snack Coordinator	Provide assistance by providing or selecting snacks for troop meetings as needed. Collect/purchase troop supplies to be paid for by the troop for activities.
	Communications Support	Share troop news, be the go to person to communicate troop news, upcoming activities, etc. for the troop leaders.

If you or another parent have a talent not represented on this list, speak up and offer to share with the troop. From song and skit leaders to photographers, hobby experts, firewood suppliers and more, there is a place for you to volunteer with your Girl Scout troop. The help and engagement of every parent is important to the growth of the troop!

Troop #

Add the names of those who make-up your Troop team.



\*Minimum two unrelated adults who are Girl Scout members and have an eligible background check status.

# Pin and Badge Placement for Junior Uniforms

## Girl Scout Junior Vest



Place your first Journey awards at the bottom of your vest. As you earn additional Journey awards, work your way up.

If your Journey awards and badges don't fit on the front of your vest or sash, you can wear them on the back.

## Girl Scout Junior Sash



Place your Journey awards above your badges.

Our two GSSEF Retail Stores carry everything to meet your Girl Scout needs all year long!

Please visit our Palm Beach or Broward retail store in-person or you can also shop 24/7 by visiting our [online store](#).

# Girl Scout Troop Finances

## Bank Accounts

- Two volunteers must be on the bank account.
- Find a bank with free accounts for Girl Scout Troops (PNC is preferred).
- Complete and submit the Request to Open a [Bank Account form](#).
- Register the account with GSSEF by submitting the [ACH form](#).

**Troop Budgets** – Keeping good financial records is a must. Keep receipts and track troop activity costs. Troops should share financial information with parents regularly. When planning make sure to keep the troop budget in mind and to save money to help fund next year's activities, too.

**Troop Dues** – Most troops have troop dues and/or troop start-up fees. Make sure to be flexible with families when collecting troop monies. Troop dues/fees should be just enough to cover the cost of supplies, activity fees and badges/patches. Dues average \$3-5/meeting. Start-up fees range between \$5 and \$30 depending on the troop needs.

**Sales Tax** – In accordance with Florida State Statutes, the Florida Department of Revenue and the Florida Administrative Code, GSSEF's exemption from Sales and Use Tax does not extend to the Troop or Service Unit components of GSSEF.

**Fund Raising** – A troop's primary money earning should come from the GSSEF Fall Product and Cookie Program. Once a troop has participated in the annual cookie program, they are able to participate in other troop money earning activities such as garage sales or car washes.



## Financial Assistance

[Financial assistance](#) is made available to all members and is intended to ensure the cost of membership never keeps a girl from experiencing Girl Scouts.

For more information about finances check out  
Volunteer Essentials in gsLearn.

# Costs of Girl Scouts

Girl Scouts is a great value! It's a good idea to talk to the troop parents about expenses they can anticipate for the coming year.

## Membership Fee

*(\$40 girls/\$25 adults)*

Every girl and volunteer who participates in Girl Scouts is required to become a member of the organization. The membership fee, which is sent to our national organization, covers the cost of fundamental services that support the Girl Scout Movement as well as accident insurance for members participating in approved Girl Scout activities.

## Uniforms

*(\$33 - \$46/year)*

Uniforms are recommended but not required, and many girls enjoy wearing them to display their badges. There is a uniform for each grade level, and one uniform can be used for up to two years.

## Girl Scout Books

*(\$7 - \$22/year)*

A variety of books are available to support programming in troops.

## Special Programs

*(Varies)*

When not covered by the troop, special programs, such as field trips or programs, are generally paid for individually. Examples include camping trip supplies or fees to go to a GSSEF hosted program.



## Product Program

The Girl Scout Product Program (Cookie Program and Fall Product Program) not only gives girls funds for the troop (on average, \$1,100 per troop), but it also supports all of the council's services to volunteers, parents, and girls.

# Girl Scout Traditions



**Hand Sign** – Raise three fingers of the right hand with the thumb holding down the pinky. The three fingers represent the three parts of the Promise.



**Handshake** – Shake hands with the left hand and make the Girl Scout sign with the right hand. The left hand is nearest to the heart and signifies friendship.



**Friendship circle** – The unbroken chain of friendship. Girl Scouts stand in a circle crossing their right arm over their left, and clasping hands with their friends on both sides.



**Girl Scout Out** – fun way to end a meeting, girls are in the friendship circle, each girl spells a letter until one gets to O, the O is the out. That girl in turn raises her arms still clasping hands, turning to the right and out of the circle. The next girl begins again with the G until the last girl is left as the winner.



**SWAPS** – Small tokens of friendship that girls often make and take to events or while traveling to swap with other Girl Scouts – “Special Whatchamacallits Affectionately Pinned Somewhere”.



**Kaper Charts** – A chart dividing up troop responsibilities. Indicates all the jobs available and who is responsible during a meeting or a camp-out.

## Keeping Girls Safe and First Aid Kits

Make sure a general first-aid kit is available at your group meeting place and accompanies girls on any activity (including transportation to and from the activity). Please be aware that you may need to provide this kit if one is not available at your meeting place. Purchase a Girl Scout first-aid kit, buy a commercial kit, or you and the girls can assemble a kit.

Girl Scout activity insurance forms, parent consent forms, and health histories may be included as well. Check the kit regularly. Make sure the flashlight batteries work. Check expiration dates and replace any used or out-of-date contents.

Items to include:

- Adhesive bandages
- Sterile gauze pads
- Antibiotic ointment packets
- Hydrocortisone ointment packets
- Antiseptic wipe packets
- Non latex gloves
- Instant cold compress

Always keep your kit and required forms with the troop at all times.





“ As their leader,  
I want to give girls  
the opportunity to  
try new things and  
get out of their  
comfort zones.

Girl Scouts encourages  
girls to be responsible  
and educated citizens,  
and encourages  
making the world a  
better place.

”

*Gretchen Wilson  
Troop #24307*

# The Volunteer Toolkit: Your Digital Troop Assistant

**The Volunteer Toolkit (VTK)** is a web-based platform that allows you more time to focus on your girls. It makes managing your troop and planning your meetings smooth and easy all year long. Inside, you'll find meeting overviews, activity plans, badge and journey outlines, meeting aids, Girl Scout resources, and more!

## **Plan and Customize Your Year**

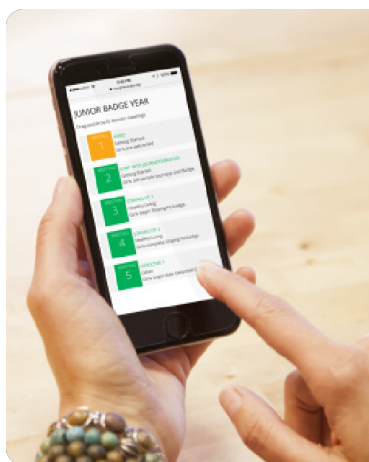
At Girl Scouts, we know that when girls take part in shaping their Girl Scout experience and adventures, they will be more engaged and will have more fun. The VTK makes it easy for you and the girls to explore meeting topics and ideas available for their grade level together and select what they want to include in their year. You can take this information to plan and customize the troop's year using the VTK's pre-populated meeting plans, agendas, supply lists, and activity instructions.

## **Manage Troop Rosters, Attendance, and Accomplishments**

With the VTK, you will be able to view your troop roster, update contact information, record attendance at meetings, track girls' badge and Journey achievements, and renew memberships.

## **One-Click Communication**

The VTK is not just for leaders, it's for parents, too! With its unique parent-view, parents can keep up with troop activities, meeting information, and what badges and Journeys their girls are working on. You can also email upcoming meeting agendas and troop plans to them with just one click.



## **Learn more about the VTK**

For more information about the Volunteer Toolkit, check our website at [gssef.org](http://gssef.org).

## **Easy Navigation at your Fingertips!**

**Here are just a few of the many features you'll find inside the VTK.** We strongly encourage you to utilize the VTK to streamline your troop management and planning. GSUSA continues to update and enhance the VTK with additional resources, features, and functions.

### **MY TROOP**

- View, edit, download, and print rosters.
- Edit contact information.
- View achievements and attendance.
- Email families.
- Renew memberships.

### **YEAR PLANS**

- Specify meeting dates and locations.
- Preview and choose pre-populated year plans.
- Add and/or combine meeting plans to customize your year.
- Add custom troop activities like celebrations, field trips, camping trips, etc.

### **MEETING PLANS**

- View, download, or print individual meeting summaries, activity plans, and supply lists.
- Track attendance and achievements.
- Search and print meeting aids such as name tags, handouts, and more.

### **RESOURCES**

- Access award logs, badge charts, meeting plans, and more.
- Access council specific resources on troop leadership, safety, training, GS traditions and awards, trips and travel, GS product program, and camp and outdoor programs.

### **FINANCES**

- Submit the annual troop finance report.

# Troop Communication

Good communication is essential to a well-run troop. It's a great idea to discuss how troop communications will be handled. Will you make phone call reminders or text? Be sure to include response expectations in this conversation. A good idea is to always provide a deadline for communication responses. Do you have a parent who will be the designated communications person?

It's also important to keep an open and honest communication line with parents regarding behavior and/or special needs of girls and the troop.

GSSEF volunteer policies and procedures requires that all parents/ guardians of a registered girl member have access to any troop-related social media pages associated with the troop.

As a troop leader, you will find that forms are a necessity! Some useful forms you will need include:

## **Girl Health History Forms**

To be completed by caregivers each year.

## **Parent Permission Form**

To be completed by caregivers for each activity.

## **Troop Travel**

These forms are required for Girl Scout events or activities that require travel.

- [Extended Travel Application Form](#)
- [Extended Travel Insurance Form](#)
- [Day Trip Travel Application Form](#)
- [Waiver of Liability](#)

## **Money-Earning Forms**

The money-earning application is required for any money-earning activity beyond the Girl Scout Fall Product and Cookie Program.

## **Troop Changes**

## **Safety Activity Checkpoints**

## **Volunteer Policies and Procedures**





# Product Sale Program



Each year, troops have two opportunities to participate in council sponsored money earning activities: the Fall Product Program and the Girl Scout Cookie Program. Each of these programs offer girls and troops the opportunity to earn funds to power their Girl Scout adventures, as well as rewards to keep girls engaged and motivated.

Through their participation in product programs, girls are able to launch their very own businesses while learning important life skills along the way:

---

## Goal Setting

---

## Decision Making

---

## Money Management

---

## People Skills

---

## Business Ethics

There are also badges and curriculum that help troop volunteers guide girls on this journey to developing their confidence in having a voice to set their goals, decide what they want to do with the money earned, and understanding how to successfully run their Product Sale Program.

- With the support of a volunteer in your Service Unit and the GSSEF Product Sale team, you will be connected to resources and support to ensure that you and your troop have everything that you need to have a successful experience.
- It's important to remember that any funds earned through money earning activities become property of the troop as a whole to further the Girl Scout experience. Funds are not the property of individual girls.
- It must also be a girl-led decision on how these funds should be spent. Troop funds can be used towards meeting supplies, badges, field trips and activities, camping, experiences and more.

### **Fall Product Program | September – November**

This is a great way to get girls and families comfortable with participating in council sponsored money earning activities.









- **What:** Girls sell nuts, candy, coupon books, and magazines in-person and online to family and friends.
- **How:** Customers can select to have their order delivered by the Girl Scout or shipped directly to them. Products to be delivered by girls will be shipped directly to the troop in November for distribution to girls and families.
- **Why:** Troops earn of funds that will help support their Girl Scout activities for the years and girls earn rewards based on their sales.

### **Cookie Program | December – February**

The Girl Scout Cookie Program is the largest girl-led entrepreneurial program in the world. The bulk of the troop's funds are earned through girls' participation in the Cookie Program and it's where they truly get to put the five skills they have learned into action.

- **What:** Girls sell cookies to customers near and far online, in-person, and at booth sales.
- **How:** Family and friends support their favorite Girl Scout by purchasing cookies to help her reach her goal. With the support of parents/ caregivers and troop volunteers, girls can also participate in booth sales at local grocery stores, restaurants and more.
- **Why:** Troops earn proceeds on each package of cookies sold and girls earn rewards based on the number of packages they sell.

# Your Year in Girl Scouts

AUGUST	SEPTEMBER
 <p>National S'more Day</p>  <p>Recruit New Girls to Your Troop</p> <p>Summer Funshine</p> <p>Plan Your Year</p> <p>Art Fest</p>	<p>Investiture Ceremonies</p>  <p>GSSEF Fall Product Program Begins</p> <p>Recruit New Girls to Your Troop</p> <p>Girl Scouts Love State Parks</p> <p>Girl Scouts Lead the Way</p>
DECEMBER	JANUARY
<p>We ❤️ Welaka</p> <p>GSSEF Digital Cookie Sale Begins</p>  <p>GSSEF Winter Break</p>	<p>Happy New Year!</p>  <p>S.M.A.R.T Cookie</p>
APRIL	MAY
 <p>Earth Day</p> <p>National Volunteer Month</p> <p>Girl Scout Leader Day</p> <p>Journey in a Day</p> <p>Early Bird Renewal/ Extended Year</p> <p>Thin Mint Sprint &amp; Family Fun Run</p> <p>Feeding Florida Food Drive</p>	 <p>National Bridging Week</p>  <p>Gold Award Ceremony</p> <p>Emerald Awards</p>

Visit [gssef.org](https://gssef.org) to learn more about our events and find the most up-to-date information. All events are subject to change.

OCTOBER	NOVEMBER
<p>Girl Scout Membership Year Begins</p>  <p>Juliette Gordon Low's Birthday</p> <p>Rock the Noc!</p> <p>Earth Defenders</p> <p>Mentor Me</p>  <p>Silver Award Showcase</p>	<p>GSSEF Fall Product Program Ends</p> <p>Thanksgiving</p> <p>Be Kind to Your Mind</p>  <p>Movie Mania</p>
FEBRUARY	MARCH
 <p>GSSEF Cookie Booth Sales</p> <p>Give a Box, Get a Box</p> <p>GSSEF Annual Meeting</p> <p>World Thinking Day</p>	<p>Mall Madness</p>  <p>Girl Scout Week</p> <p>Girl Scouts Celebrate Faith</p>
JUNE	JULY
 <p>GSSEF Summer Camp</p> <p>Summer Funshine</p>	<p>Independence Day</p> <p>GSSEF Summer Camp</p>  <p>GSSEF Summer Shutdown</p> <p>Membership Recruitment</p> <p>Kick-off</p> <p>Summer Funshine</p>

# Girl Scout Camping

When Girl Scouts get outside and connect with nature in a girl-led setting, they grow in self-confidence, develop their leadership skills, and foster a passion for environmental stewardship. Many Girl Scouts will tell you that camping trips and summer camp are some of the best things about their Girl Scout experience.

## Our Camp and Outdoor Program

With a troop camp-trained adult along, girls can go troop camping at one of our two camps throughout the year. Summer Camp offerings are announced in December/January each year.

## Camp Properties

**Camp Welaka:** Located on a portion of Jonathan Dickinson State Park in Tequesta, Florida, Camp Welaka occupies 640 acres, including a swimming pool, Lake Akalew and access to the Loxahatchee River. Facilities are provided for daytime, overnight and Troop/Group Camping for Daisy, Brownie, Junior, Cadette, Senior and Ambassador age levels. A full time camp ranger lives on site. Camp Welaka facilities include a combination of both platform tent and cabin sites, a lodge, and an activity and dining

center equipped with a commercial kitchen and sports and recreational areas.

**Camp Nocatee:** Located southwest of Clewiston, Florida in Hendry County, Camp Nocatee occupies 640 acres with a 13 acre lake, swimming pool and campsite units. Facilities are available for daytime, overnight and Troop/Group camping for Daisy, Brownie, Junior, Cadette, Senior, and Ambassador Grade levels. A full time camp ranger lives onsite. Camp Nocatee's facilities include a camp commons area that includes Founder's Hall, an activity and dining center that is equipped with a commercial kitchen, a Nature Center and Trading Post in the camp commons area.



# Highest Awards

Once your troop becomes a Junior Girl Scout troop, they are able to complete the first level of our Girl Scout Highest Awards – The **Bronze Award**.

Girl Scout Juniors team up to make a difference in their community. They learn important leadership skills, discover new passions, and watch how seemingly small actions make a big difference. Girls may earn individually or as a troop. Earning the Bronze Award includes the completing of a

Girl Scout Journey and 20+ hours of project planning, implementation and promotion.

Cadette Girl Scouts may earn the **Silver Award**, the second-highest award.

Seniors and Ambassadors may earn the highest award achieved by a Girl Scout, The **Gold Award**. For more information about Highest Awards, visit the Highest Awards page on our website [gssef.org](https://gssef.org).

# How Many Volunteers Do You Need?

Troop leaders are responsible for arranging and maintaining proper adult supervision for meetings and activities. Each troop meeting or Girl Scout group must have at least two unrelated adult members with an eligible background check status on file present at all times, plus additional adult volunteers as necessary. Adult volunteers must be at least 18 years old and one adult in every group must be female.

**Use the table to identify how many adults you need based on the number of girls participating:**

	TROOP MEETING		FIELD TRIP	
	The adult-to-girl ratio is <b>two unrelated</b> volunteers, including one female, for up to this number of girls:	There should be one extra adult for every additional:	The adult-to-girl ratio is <b>two unrelated</b> volunteers, including one female, for up to this number of girls:	There should be one extra adult for every additional:
<b>Daisies</b> K-grade 1	<b>12 Girl Scouts</b>	<b>1-6 Girl Scouts</b>	<b>6 Girl Scouts</b>	<b>1-4 Girl Scouts</b>
<b>Brownies</b> grades 2-3	<b>20 Girl Scouts</b>	<b>1-8 Girl Scouts</b>	<b>12 Girl Scouts</b>	<b>1-6 Girl Scouts</b>
<b>Juniors</b> grades 4-5	<b>25 Girl Scouts</b>	<b>1-10 Girl Scouts</b>	<b>16 Girl Scouts</b>	<b>1-8 Girl Scouts</b>
<b>Cadettes</b> grades 6-8	<b>25 Girl Scouts</b>	<b>1-12 Girl Scouts</b>	<b>20 Girl Scouts</b>	<b>1-10 Girl Scouts</b>
<b>Seniors</b> grades 9-10	<b>30 Girl Scouts</b>	<b>1-15 Girl Scouts</b>	<b>24 Girl Scouts</b>	<b>1-12 Girl Scouts</b>
<b>Ambassadors</b> grades 11-12	<b>30 Girl Scouts</b>	<b>1-15 Girl Scouts</b>	<b>24 Girl Scouts</b>	<b>1-12 Girl Scouts</b>

## Safety Responsibilities for Girls

Girls who learn about and practice safe and healthy behaviors are likely to establish lifelong habits of safety consciousness. For that reason, each Girl Scout is expected to:

- Assist you and other volunteers in safety planning.
- Listen to and follow your safety instructions and suggestions.
- Learn and practice safety skills.
- Learn to “think safety” at all times and to be prepared.
- Identify and evaluate an unsafe situation.
- Know how, when, and where to get help when needed.
- Practice the buddy system when participating in troop activities.

# Let's Go!

## Your First Junior Troop Meeting

Your first Brownie troop meeting is a great chance to get to know the girls and brainstorm all the exciting things they want to do in the year to come. If you're feeling a little nervous about leading troop meetings and experiences with your girls, that's OK! Just remember that:

**It doesn't need to be perfect.** Did an activity run over time? Or, maybe a field trip didn't go according to plan? Take a deep breath, roll with the changes, and have fun. The girls aren't expecting perfection from you: your time, attention, and guidance are the best part of your leadership.

**Learn with your girls.** Keeping activities girl-led also means that at some point, the girls will want to earn a badge or complete a project in a subject unfamiliar to you. Don't let that hold you back. Be open with the girls when you don't know something and that you will be learning together. You'll show them that learning is a lifelong process and that with an open mind, they can overcome any challenge that comes their way.

### Six Elements of a Great Troop Meeting

The only requirement for your troop meetings is that your girls are engaged and having fun. Many leaders use this basic structure for troop meetings:

- 1. Ramp Up** – Plan an opening activity for girls upon arrival at the meeting so they have something to do before the meeting begins. Plan about five minutes for this. It could be a snack, creating a thank you card or coloring a page to donate, etc.
- 2. Opening** – Each troop decides what they will do regularly. Most begin with reciting the Girl Scout Promise & Law, a song, game, story, or other activity designed by the girls. Plan 5-10 minutes for this.
- 3. Troop Business** – Collect dues, take attendance, make announcements, or plan

upcoming activities while parents may be present.

- 4. Let the magic begin** – This is your activity for the meeting. Work on a badge, Journey, or complete other activities during this time. Plan 30 minutes to 1 hour according to your meeting time.
- 5. Clean Up** – Girls clean up all supplies and always leave a place cleaner than they found it. Plan about five minutes.
- 6. Closing** – As a troop, girls decide how they will end each meeting – a song, a game, a Girl Scout tradition. Plan 5-10 minutes for this.

### Got Snacks?

Snacks are optional, but if your troop has chosen to include snacks, guide families to consider healthy snacks and always share any food allergies the girls in your troop may have. Include snack time as part of your troop meeting.

### First Meeting Checklist

- ☐ Cover the basics. Review the details about when and where the meeting will take place and make sure parents/caregivers are aware.
- ☐ Get ready. Use the VTK to verify your troop roster and email parents. This might be a great time to remind parents to send health history forms, uniform orders, and troop dues to the meeting.
- ☐ Know the agenda. Refer to the Six Elements of a Troop Meeting list and your meeting agenda/plans
- ☐ Review and practice your agenda. You'll feel calmer during the actual meeting and ready to make adjustments as needed.
- ☐ Prepare for magic! When the girls and parents see that you're prepared for the meeting and ready to have a great time, they'll follow your lead.

# Working with Juniors

As a Junior leader, you will discover how fun the girls are as they begin to develop leadership skills, test boundaries, pursue new interests and become more independent. This is also a time girls will be learning how to build their relationship skills. Your job as the troop facilitator will be to ensure that activities are age-appropriate and based on their needs, interests and abilities.



*Girl Scouts  
is girl-led!*

Juniors (4th/5th Grade Girls)	This means
Are starting to change physically.	Girls are starting to have growth spurts and develop; some may begin to go through puberty and have questions about these changes. Be prepared for any situation.
Are experiencing social changes.	Girls are beginning to form cliques and developing new friendships. This is a great time to continue revisiting the GS Law and what each line represents.
Beginning to leave the child stage and become tweens.	Girls are more social, talkative and they are stretching boundaries. They may also experience fast emotional shifts.
Are discovering what they like.	This is a great time for the girls to try new things at meetings and outings. Support the interests of each girl and encourage the girls to go outside their comfort zone trying new things. Girls this age also like to plan and go on trips.
Are active and want to have fun together.	Girls want to be in action - this is a good time to really follow the 3 processes of Girl Scouts – girl led, learning by doing and cooperative learning.
More aware of the world around them.	The girls enjoy performing service and being involved in their community.
Like making decisions and leading.	The girls enjoy brainstorming & choosing the activities they participate in. Girls also want to be in charge, and letting girls lead the meeting is a great way to keep everyone's attention.

## Helpful Tips!

- Let the girls establish troop rules with you.
- Give girls the opportunity to express themselves.
- Give girls the responsibility for tasks.
- Vary troop activities.
- Use secret ballots to vote.
- Teach girls how to build consensus.
- Have girls take turns partnering with each troop member.
- Consider creating secret sister opportunities during the year.
- Allow the girls more independence while keeping them safe at the same time.

# Meeting as a Troop

## Your Troop Year at a Glance

We have found that troops who meet twice a month have the best experience. Make sure you mix it up and that meetings and outings capture the interests of the girls in your troop. At the end of this guide, we have provided some sample activities you can use. More information on leading these badges can be found in your **Volunteer Toolkit**.

This is a great starting place for a troop to get started, but a troop isn't just about earning badges or Journeys, it's really about making sure that the girls are making age-appropriate decisions and having fun. To that end, you will want to weave a variety of activities into your Girl Scout year. Girls will enjoy getting outdoors, performing community service, going on field trips, and just hanging out together having fun and having new experiences. Two pieces of advice: keep it girl-led and keep it fun!

To help you create a well-rounded year in Girl Scouting, set up your troop calendar in your **Volunteer Toolkit**.

## Resources For Planning Meetings

### Virtual Meetings

In today's world, many troops are finding the need to offer virtual meetings. Some troops will continue to meet virtually and some are going to go with a hybrid model of in person meetings along with virtual meetings. It's a great idea to discuss this with your leader(s) and your troop families.

You can find some great information and tools for virtual meetings on our website:  
[www.gssef.org](http://www.gssef.org).

You will find info on how to get a gsZoom license, backgrounds, how to adapt badge plans and connect with your girls virtually!

**Troop Leader Blueprint** – Find even more badges. Journeys and activities broken down to help you. The Troop Leader Blueprint has info on how to work with girls and their families plus great ideas for icebreakers and games, meeting virtually and in person, and more.



## Here's to a great year in Girl Scouting!

The rest of this handbook includes sample plans that have been simplified to help you get your year started! They are meant to be used in conjunction with the Volunteer Toolkit. We hope this helps you gain confidence as you embark on your own Girl Scout journey.

# Your Junior Year-at-a-Glance

## Junior Girl Scout Adventures

Junior Girl Scouts are ready to broaden their world! Girls enjoy starting with a simple overnight trip of 1-2 days and look forward to extended overnight travel of 3 or more nights!

It's always best to start with a council camp for your troop's first campout and progress to traveling away from home. Planning for campouts and other trips is an opportunity for girls to develop decision-making skills and work collaboratively with leaders and troop volunteers. Be sure to include a Girl Scout purpose to your trip such as how the trip fits into badge earning opportunities and what skills the girls will gain from the experience. Make sure the girls are involved in each step of the planning process.

Things to think about before you get started:

- What is the approval process from GSSEF?
- Financing your adventure
- Plan for safety
- Communication with families
- Permissions and paperwork

For more information about taking your troop camping or on a trip visit [gssef.org](https://gssef.org).

## The Girl Scout Secret Sauce

### WHAT:

Girl Scouts do activities in Four Pillars



Traditions | Troop Meetings | Field Trips  
Badges | Patches | Journeys | Camp  
Cookie Business | Take Action Projects

### HOW:

Girl Scouts experience our unique environment and three processes

**Environment** = all-girl safe space with supportive adult mentors (you!)

**Three processes** = girl-led, learn by doing, cooperative learning

The “**secret sauce**” is the vehicle that distinguishes Girl Scouts from other youth organizations and the driver of amazing leadership outcomes!

### WHY:

Girl Scouts become people of courage, confidence, and character who make the world a better place.

Outcomes, or benefits, of the Girl Scout experience include:

Sense of Self • Positive Values  
Healthy Relationships • Challenge Seeking  
Community Problem Solving



## Space Science Investigator

### Badge Overview

Venture through the Solar System and beyond, and see that space is even bigger than you may have imagined. When you've earned this badge, you'll understand that the Earth orbits the Sun, and how far away the Sun, Moon, planets, and stars are from our home planet, Earth.

### Badge Components

#### 1. Model the Solar System

Make a model solar system. There are lots of ways you can do this, just choose one and see how to do it by following the links below:

☐ [Sugar Cookies](#)

Materials: 1 c Butter Softened, 1 tsp Vanilla Essence, 1 c White Sugar, 1 Egg, 2 tsp Baking Powder, 3 c Plain Flour

☐ [Paper Mache](#)

Materials: Newspaper, flour, Paint Brush, Paint, and Balloons

☐ [Homemade Play Dough](#)

Materials: 3 c Flour, 1 c Salt, 6 tsp Cream of Tartar, 3 tbsp of Oil, and 3 c Water

☐ [String Globes](#)

Materials: Glue, Color String or Plain String and Markers, and Balloons

#### 2. Circle the Sun

- ☐ Watch this [video](#) or this [video](#) to get an idea of the scale of the solar system.
- ☐ Explore some of the planets in the solar system on this [website](#).

#### 3. Discover the stars

Make your own telescope using these [instructions](#).

#### 4. Use the tools to explore

Download one of these augmented reality star gazing apps and go outside at night and see what you can see! Try using your homemade telescope to see a little more.

- ☐ [Star Chart](#) app (Android)
- ☐ [SkyView](#) app (iPhone)

#### 5. Share your sky

Watch this [video](#) to learn how to make a Foldable.

- ☐ You are going to use 5 pieces of paper instead of 3.
- ☐ Fill your foldable with information on the sun and 8 planets. Make sure you include some pictures.
- ☐ Share your beautiful work with someone in your house.

### Materials

- 2 Kitchen Towel Rolls
- Tape
- An Old Pair of Reading Glasses
- Materials for making a solar system (See Badge Components step 1)

### Florida Educational Standards

The content of all Girl Scout national proficiency Badges and Journeys have been correlated by grade level to national and state learning objectives.

[Click here](#) for more information on how Girl Scout Badge-work supports Florida's educational standards.



We love to see Girl Scouts in action. Snap a photo and send it to [marcomm@gssef.org](mailto:marcomm@gssef.org).

Include her name, troop# and the name of the badge she's working on and we'll feature her.

Finished with your badge? Now buy it for your Girl Scout Uniform. Order online at <https://www.girlscoutshop.com/SOUTHEAST-FLORIDA-COUNCIL> and we'll ship it for free.

Questions? Contact [customercare@gssef.org](mailto:customercare@gssef.org)





## Outdoor Art Explorer

### Badge Overview

Through earning this badge, Juniors will create in the outdoors while considering nature's beauty all around them.

### Badge Components

#### 1. Explore outdoor art

Let's compare indoor and outdoor performance art. This will be in two parts.

- ☐ First, record a performance indoors. It can be a song, dance, poem, skit or whatever type of performance you would like to do.
- ☐ After you finish the rest of the badge steps, recreate your same performance outdoors. What changes did you notice when you took to the outdoor stage? Think about the background, sound, audience, and overall experience. Jot your notes down in a journal, then share your performances with others.

#### 2. Make something

Take a night walk with your family to get inspired by the night sky.

- ☐ Make a reverse tie-dyed shirt representing the night sky using a dark-colored tee shirt and bleach.
- ☐ Not into tee shirts? This process works with any fabric; try it on leggings, a dress, or bandana!
- ☐ Use this [video](#) for instructions.

#### 3. Find music in nature

Now we are going to create a "nature's symphony."

- ☐ Look for things in your backyard you can make music with—sticks to bang together, a bag of rocks to shake, or a tree as a drum.
- ☐ Gather your instruments and record your symphony as you use nature to make different sounds. Share your recordings with friends and family.

#### 4. Be a nature photographer

Ever wonder how light affects your photos? Let's look a little closer. Head outdoors in your backyard and take a series of at least 3 pictures of a part of nature you enjoy at various times of the day.

- ☐ How did the light change your pictures?
- ☐ What about the shadows?
- ☐ Which is your favorite picture and which time of day?
- ☐ Share with your friends!

#### 5. Design with nature

Terrariums are miniature gardens inside a container. Some terrariums are made from upcycled containers like plastic bottles and mason jars. Think about a natural space that you love.

- ☐ Draw or paint a design for a terrarium that reflects your favorite place outdoors. Make sure you include the container you will use. Here is a [link](#) that will get your creative juices flowing to design.
- ☐ For this badge, you only need to create the design, but you can absolutely take it to the next level and turn your terrarium design into an actual terrarium.

### Materials

- Something to write with
- Something to take notes on
- Tye-dye supplies:
  - Water
  - T-shirt or fabric
  - Rubberbands
  - Bleach
  - Scissors
- Camera or phone
- Glass or plastic jar, terrarium supplies (optional)

### Florida Educational Standards

The content of all Girl Scout national proficiency Badges and Journeys have been correlated by grade level to national and state learning objectives.

[Click here](#) for more information on how Girl Scout Badge-work supports Florida's educational standards.




We love to see Girl Scouts in action. Snap a photo and send it to [marcomm@gssef.org](mailto:marcomm@gssef.org).

Include her name, troop# and the name of the badge she's working on and we'll feature her.

Finished with your badge? Now buy it for your Girl Scout Uniform. Order online at <https://www.girlscoutshop.com/SOUTHEAST-FLORIDA-COUNCIL> and we'll ship it for free.

Questions? Contact [customercare@gssef.org](mailto:customercare@gssef.org)



## Independence



### Badge Overview

Get to know yourself and what you're capable of so you can feel confident on your own. When you've earned this badge, you'll feel more confident doing things on our own—and know how to help others be confident in you.

### Badge Components

#### 1. Get transportation smart

Earn this step by completing one of the options below:

- ☐ **Option 1:** Get ready for a bike ride! With someone older, make sure your bike is ready to ride. Is the seat the right height? Do the handlebars feel comfortable? Are the brakes working? Is the chain oiled properly? Do your tires have enough air? Once everything is checked and ready to go, enjoy a ride around your neighborhood!
- ☐ **Option 2:** Help take care of a car. With someone old enough to drive a car, go over all of the lights and gauges on the dashboard and learn what they mean. Look under the hood for a safety check and check the oil and windshield fluid levels. Test the brake lights and headlights to see if they are still on.

#### 2. Make your clothes look great

Learn how to wash your clothes!

- ☐ With the help of someone older, earn this step by learning how to wash and dry your clothes using your family's preferred products. Help your family by practicing on three different loads.
- ☐ **Bonus:** Learn what the different symbols on your clothing tags mean by checking out this [article](#).

#### 3. Break a bad habit

Earn this step by thinking of a bad habit that you have (ex. at school, home, with your friends) and would like to work on and then follow these steps to change it:

- ☐ Ask yourself why you do your bad habit when you do it, and how you feel before, during, and after it.
- ☐ Think of the effects of your habit. How does it make you feel? Does it affect others? How would you feel if you improved this habit?
- ☐ Find something positive to replace this habit. The key is to break the old routine around the habit.
- ☐ Practice! Practice your new habit until you can't remember what it was like to do the old one.
- ☐ Reward yourself for success! Do something nice for yourself at the end of each week you've stuck with your new habit.

#### 4. Help around the house

Let's clean an area of the house! Earn this step by spending some time thinking about the different steps that you will need to do to have, for example, your room picked up and cleaned. How long do you think it will take? What fun music would you like to play to clean along to?

#### 5. Show off your independence!

- ☐ Earn this step by going above and beyond these badge requirements to show someone in your family that you've learned responsibility by doing a chore around the house without anyone asking you to.

### Materials

- Something to write with
- Something to take notes on

### Florida Educational Standards

The content of all Girl Scout national proficiency Badges and Journeys have been correlated by grade level to national and state learning objectives.

**Click here** for more information on how Girl Scout Badge-work supports Florida's educational standards.




We love to see Girl Scouts in action. Snap a photo and send it to [marcomm@gssef.org](mailto:marcomm@gssef.org).

Include her name, troop# and the name of the badge she's working on and we'll feature her.

Finished with your badge? Now buy it for your Girl Scout Uniform. Order online at <https://www.girlscoutshop.com/SOUTHEAST-FLORIDA-COUNCIL> and we'll ship it for free.

Questions? Contact [customercare@gssef.org](mailto:customercare@gssef.org)



## Business Owner



### Badge Overview

Do you have a passion for fashion? Are you kooky about cooking? Or maybe you're just wild about animals? With this badge, you'll find out that it's possible to turn something you love into a successful business!

### Badge Components

#### 1. Explore a business you might like to start someday

Earn this step by taking time to write down three of your passions, then think of how you could turn each into a small business, maybe even think of a creative name for each!

#### 2. Learn the basics of running a business

Earn this step by walking through this [worksheet](#) to create a business plan for your new idea!

#### 3. Find out what kind of support is available for small-business owners

Earn this step by watching this [video](#) to learn more about what the Small Business Association does to support women small-business owners!

#### 4. Investigate what makes great customer service

Earn this step by thinking about your own experience or talk with someone else about a time you experienced good customer service and a time when it was not so good. Then, think about what you would do to have great customer service and add it to your business plan!

#### 5. Understand the importance of consumer research

Earn this step by using your business plan, what you have learned in the previous steps, and any other research to prepare a business pitch and present it to your family! Watch this Shark Tank [clip](#) for some inspiration from a kid just like you!

### Materials

- Something to write with
- Something to take notes on

### Florida Educational Standards

The content of all Girl Scout national proficiency Badges and Journeys have been correlated by grade level to national and state learning objectives.

[Click here](#) for more information on how Girl Scout Badge-work supports Florida's educational standards.



We love to see Girl Scouts in action. Snap a photo and send it to [marcomm@gssef.org](mailto:marcomm@gssef.org).

Include her name, troop# and the name of the badge she's working on and we'll feature her.

Finished with your badge? Now buy it for your Girl Scout Uniform. Order online at <https://www.girlscoutshop.com/SOUTHEAST-FLORIDA-COUNCIL> and we'll ship it for free.

Questions? Contact [customercare@gssef.org](mailto:customercare@gssef.org)

## Our Mission

Girl Scouting builds girls of courage, confidence, and character, who make the world a better place.

## HOW THE COOKIE CRUMBLES

**86.6%**

Of cookie sale revenue generated goes directly to serving girls in Southeast Florida.

**3,747**

Girls learned entrepreneurship skills by participating in the 2022 Cookie Sale Program.

**1,221,867**

Boxes of Girl Scout cookies sold in 2022.

**60,126**

Boxes donated to Cookies for the Military.

## HIGH AWARDS

**207** Girl Scouts earned a High Award in 2022.



Bronze Award  
Girl Scouts

**118 GIRLS**

**400 Hours**

Of community service given through Bronze Award projects.



Silver Award  
Girl Scouts

**62 GIRLS**

**3,200 Hours**

Of community service given through Silver Award projects.



Gold Award  
Girl Scouts

**27 GIRLS**

**2,500 Hours**

Of community service given through Gold Award projects.



**1,339 Total**

**Daisy**  
Grades K-1



**1,514 Total**

**Brownie**  
Grades 2-3



**1,485 Total**

**Junior**  
Grades 4-5



**1,267 Total**

**Cadette**  
Grades 6-8



**498 Total**

**Senior**  
Grades 9-10



**341 Total**

**Ambassador**  
Grades 11-12

## GIRL SCOUTS WORK!



### STEM

Girl Scouts are 20% more likely to be digital leaders, compared to non-Girl Scout girls.

**21 Events**

Serving **1,072 Girl Scouts**



### OUTDOORS

97% of Girl Scouts who have attended camp say the experience helped them improve their outdoor skills.

**34 Events**

Serving **1,629 Girl Scouts**



### LIFE SKILLS

Girl Scouts are twice as likely to be community problem solvers and participate in civic engagement activities.

**47 Events**

Serving **4,653 Girl Scouts**



### ENTREPRENEURSHIP

91% of Girl Scouts want to be entrepreneurs in the future!

**9 Events**

Serving **550 Girl Scouts**



**6,477**

**2022 GIRL  
MEMBERSHIP**



**3,647**

**2022 ADULT  
MEMBERSHIP**



Girl Scouts bring their dreams to life and work together to build a better world. They lead the way as they find their voices and make changes that affect the issues most important to them. Girl Scouts develop skills that allow them to break barriers and become the leaders our businesses, communities and our world needs.

**Girl Scouts is proven to help girls thrive in five key ways as they:**



Develop a strong sense of self.



Display positive values.



Form and maintain healthy relationships.



Seek challenges and learn from setbacks.



Identify and solve problems in the community.



“

My favorite thing about being a Girl Scout is being able to inspire other girls to reach their goals.

— Addison W. Troop 20570

”

**HOW GIRL SCOUTS BENEFITS GIRLS:**



**83%**

Develop a strong sense of self.



**78%**

Feel that Girl Scouts helped them become more confident in school.



**56%**

Seek positive challenges.



**83%**

Feel that Girl Scouts helped them become a better leader in more activities.



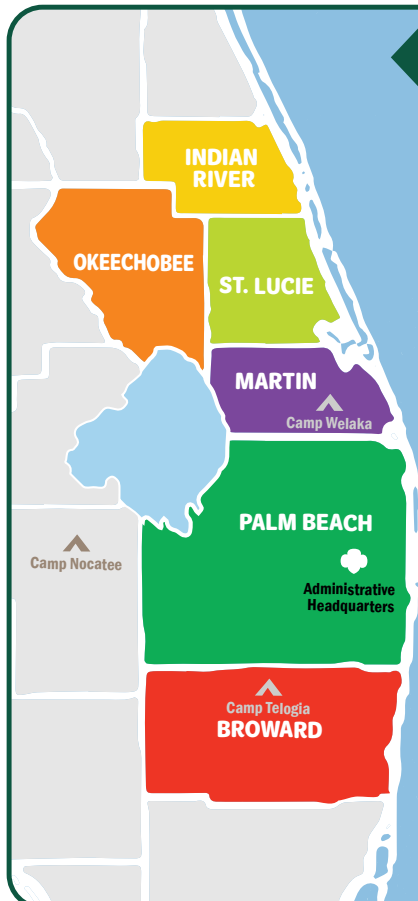
**86%**

Gain new experiences in Girl Scouts.



**90%**

Feel they can make a difference in the world.



**GSSEF LOCATIONS**

**Administrative Headquarters**

6944 Lake Worth Rd.  
Lake Worth, FL 33467

**Broward County Retail Store**

7413 NW 57th St.  
Tamarac, FL 33319

**Palm Beach County Retail Store**

1232 W. Indiantown Rd., #105  
Jupiter, FL 33458

**Camp Nocatee**

6009 Flaghole Rd.  
Clewiston, FL 33440

**Camp Telogia**

6501 Holmberg Rd.  
Parkland, FL 33067

**Camp Welaka**

10205 SE Girl Scout Camp Rd.  
Tequesta, FL 33469

# Links

**PAGE 2-** Checklist for New Troop Leaders



[Registration](#)



[MyGS](#)



[Volunteer Essentials](#)



[ACH Form](#)



[Parent Meeting  
Agenda](#)

**PAGE 8-** What's the Girl Scout Program?



[Shop Page](#)



[Zoom Meetings](#)

**PAGE 14-** Pin and Badge Placement...



[Retail Store](#)

**PAGE 15-** What's the Girl Scout Program?



[Bank Form](#)



[ACH Form](#)



[Fund Raising](#)



[Financial Assistance](#)



[Volunteer Essentials](#)



[Girl Health  
History Form](#)



[Parent  
Permission Form](#)



[Extended Travel  
Application Form](#)



[Extended Travel  
Insurance Form](#)



[Day Trip Travel  
Application form](#)



[Money-Earning  
Forms](#)



[Troop Changes](#)



[Safety Activity  
Checkpoints](#)

**PAGE 19-** The Volunteer Toolkit...



[Volunteer Toolkit](#)



[Volunteer Policies  
and Procedures](#)

**PAGE 23-** Your Year in Girl Scouts



[Event Calendar](#)

**PAGE 28-** Meeting as a Troop



[Troop Leader  
Blueprint](#)



[Virtual Meetings](#)

**PAGE 24-** Highest Awards



[The Girl Scout  
Experience](#)

**PAGE 29-** Your Junior Year at a Glance



[Troop Camping](#)

## NOTES

[illegible]

## *Girl Scout Promise*

**On my honor, I WILL TRY:**  
*to serve **GOD** and **MY COUNTRY**,*  
*to **HELP** people **AT ALL TIMES**,*  
*and to live by the **GIRL SCOUT LAW**.*

---

## *Girl Scout Law*

*I will do my best to be*

**HONEST** *and* **FAIR**,  
**FRIENDLY** *and* **HELPFUL**,  
**CONSIDERATE** *and* **CARING**,  
**COURAGEOUS** *and* **STRONG**, *and*  
**RESPONSIBLE** *for what I SAY and DO,*

*and to*

**RESPECT MYSELF** *and* **OTHERS**,  
**RESPECT AUTHORITY**,  
*use* **RESOURCES WISELY**,  
*make the* **WORLD** *a* **BETTER PLACE**, *and*  
*be a* **SISTER** *to every* **GIRL SCOUT**.

---

## *Girl Scout Mission*

**GIRL SCOUTING BUILDS**  
*girls of* **courage, confidence**  
*and* **character**, *who make the*  
**world a better place.**

### **GSSEF Administrative Headquarters**

6944 Lake Worth Rd, Lake Worth, FL 33467 • 561.427.0177 • [customercare@gssef.org](mailto:customercare@gssef.org)



[gssef.org](http://gssef.org)



[@GSSEF](https://www.facebook.com/GSSEF)



[@gssefcouncil](https://www.instagram.com/gssefcouncil)



[@GSSEF](https://twitter.com/GSSEF)