

## Steps to Access Courses on Our E-Learning Platform (gsLearn)

(1) Navigate to [www.gssef.org](http://www.gssef.org) and click on My GS at the top of the page

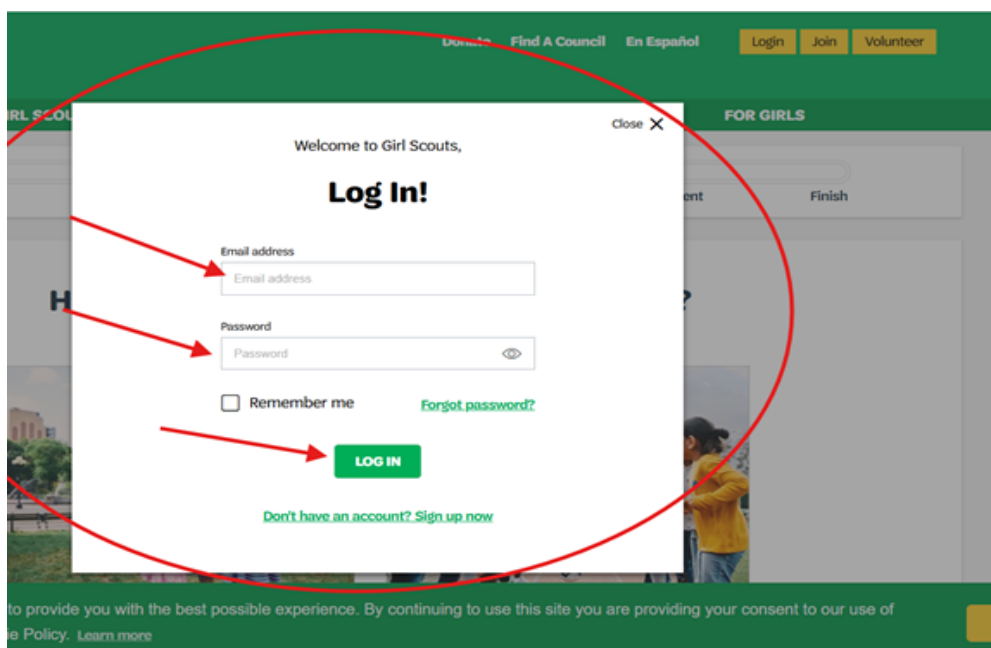
( Tip: you'll find MYGS to the right of the DONATE tab.)



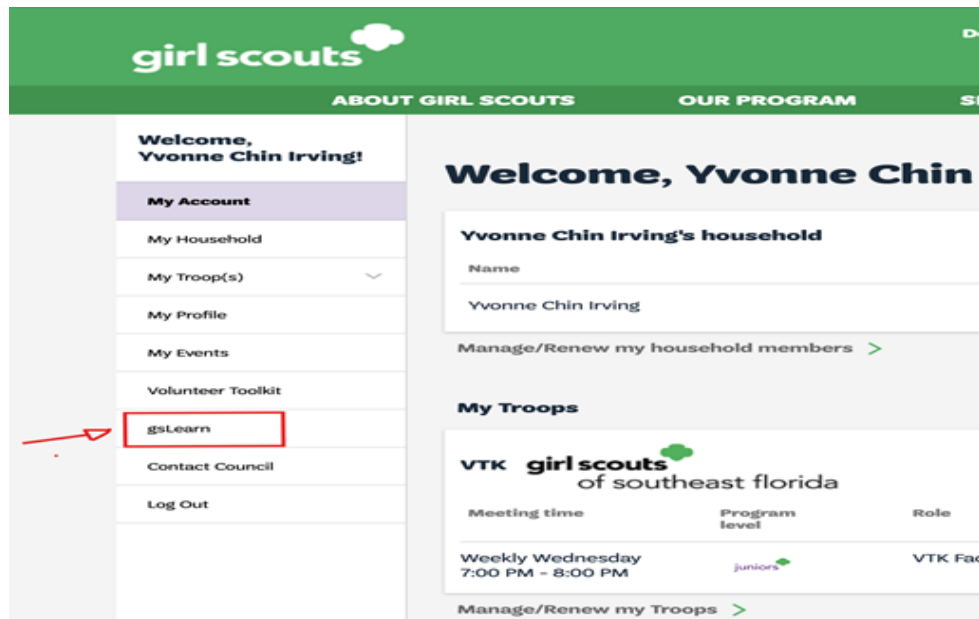
(2) Log in via the pop-up screen OR the yellow “ Login” tab at the top right of the screen

Tip: Enter the email and password you used when you became a member.

If you need to reset your password, use “Forgot password”



(3) In the “My Account” menu on the left of the screen, select **gsLearn** .



(4) Take the steps illustrated in the screenshot below

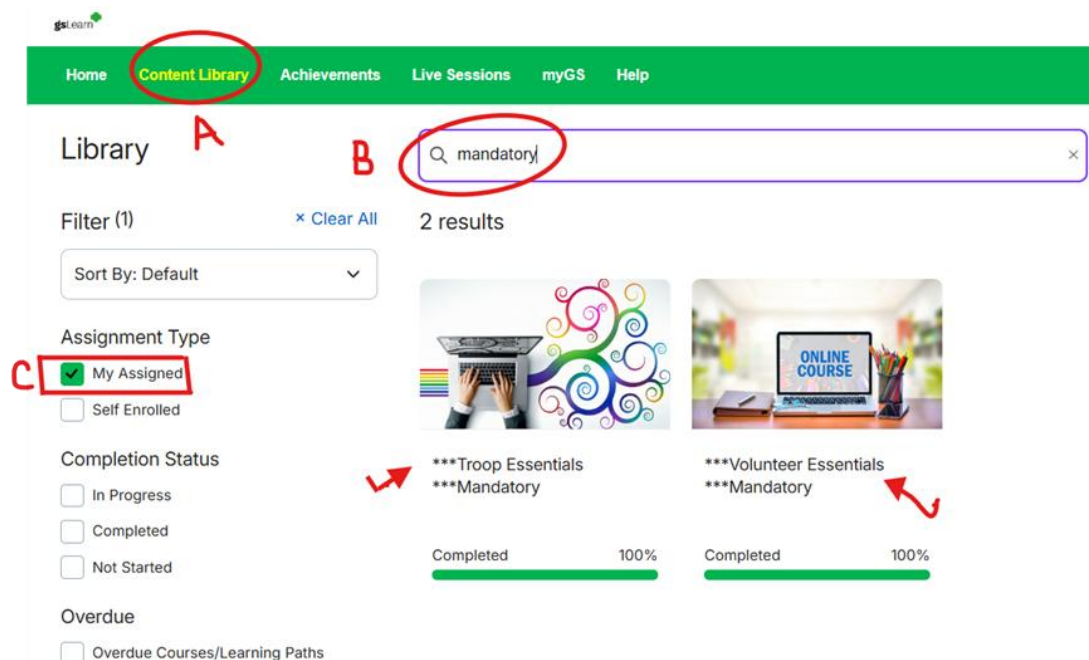
(A) Select “Content Library”

(B) Use the search bar to type a keyword for the course you want to find

( Tip : To find “ Troop Essentials” and “Voluntary Essentials” which are required courses, type “Mandatory” in the search bar

(C) ☒ Check the box beside “ My Assigned. ”

\*\*Your two mandatory courses will be displayed in the results:



**\*\* Please contact [customercare@gssef.org](mailto:customercare@gssef.org) If you have any difficulties accessing these two courses.**